



Edward the Elder Primary is a school where all learners are happy, in an environment based on trust and support.

We will settle for nothing less than excellence in our drive for achievement wherever this can be found.



**EDWARD THE ELDER**  
Primary School

# Phonics in Reception



# Aims of our Phonics Meeting

- To give you a better understanding of Phonics and how we teach it at Edward the Elder.
- To share how you can support your child at home with developing their phonics and reading skills.
- To provide you with ideas for fun and engaging activities to take and use at home with your child.

# What is Phonics?

Phonics is the teaching of reading by developing awareness of the sounds in words and the corresponding letters used to represent those sounds.

It develops phonemic awareness – the ability to hear, recognise and use the sounds within words.

Children are also taught the correspondence between sounds and the letters that represent them.

# Terminology – A Quick Guide


- **Phonemes** – Any one of the 44 **sounds** which make up words in the English language.
- **Graphemes** - How a phoneme is written down. There can be more than one way to spell a phoneme.




- **Digraph** – When two letters make one sound – d-u-ck
- **Trigraph** – When three letters make one sound – n-igh-t
- **Common Exception Words** – words that are read by sight – ‘the’, ‘he’, ‘she’ etc.

# Learning


- Daily phonics lessons – taught in ability groups across Reception plus daily Literacy lessons.
- We teach from a well developed phonics programme and often supplement this with learning tasks from Letters and Sounds.
- Children will learn initial sounds, then learn to blend them together to form words and sentences.



01 s.wma



sun



As you write 's' say: round and round the other way



snake



sausage



sat



sip



sit



sad



# Reception Phonics

## Reception Phonics and Spellings

AUTUMN TERM

NB FOCUS ON PHONICS FOR READING FIRST UNTIL ALL 3 TERMS ARE ACHIEVED AND THEN FOCUS UPON PHONICS FOR SPELLING.

+

a	b	c	d	e	f	g	h
i	k	l	m	n	o	p	r
s	t	u	ck	ff	ll	ss	

# Reception Word Recognition AUTUMN TERM

exception words			nonsense words				
ask	bin	cat	dog	egg	fin	got	hat
ink	kit	leg	mat	not	off	put	rat
sit	tan	up	duck	huff	hill	mess	
he	she	we	me	be	my	into	the
to	I	no	go				
ip	og	uck	op	ut	pin	reb	cog
ab	ket	nud	meck	liss	kib		

NB FOCUS ON PHONICS FOR READING FIRST UNTIL ALL 3 TERMS ARE ACHIEVED AND THEN FOCUS UPON PHONICS FOR SPELLING.

# Reception Phonics and Spellings

## SPRING TERM

j	q	v	w	x	y	z	<u>ai</u>
<u>oa</u>	<u>ee</u>	or	ng	<u>oo</u> (took)	<u>zz</u>	<u>ch</u>	<u>sh</u>
<u>th</u>	<u>qu</u>	oi	<u>nk</u>	<u>oo</u> (boot)			

oo (took) oo (boot)



# Reception Word Recognition SPRING TERM

exception words

nonsense words

jam	quid	van	win	tax	yet	zip	wait
boat	meet	fork	bang	food	book	buzz	chip
rich	shop	fish	thin	then	with	quick	boil
bank							
was	her	they	all	will	that	then	them
with	see	for	now	down	look	too	went
it's	from	children	just	help			
<u>veng</u>	<u>gax</u>						

# Reception Phonics and Spellings

## SUMMER TERM

NB FOCUS ON PHONICS FOR READING FIRST UNTIL ALL 3 TERMS ARE ACHIEVED AND THEN FOCUS UPON PHONICS FOR SPELLING.

er	ar	ow	air	ear	igh
ur	ure				

# Reception Word Recognition SUMMER TERM

exception words

nonsense words

+

her	car	now	pair	fear	might	turn	pure
trip	drill	cross	grand	prod	frog	brush	clap
glad	flat	block	slim	swam	twist	dwel	smash
snug	spot	scan	slap	staff	frost	back	shrink
throb	strap	splash	bell				
are	down	now	some	one	said	come	when
have	there	out	like	little			
dar							

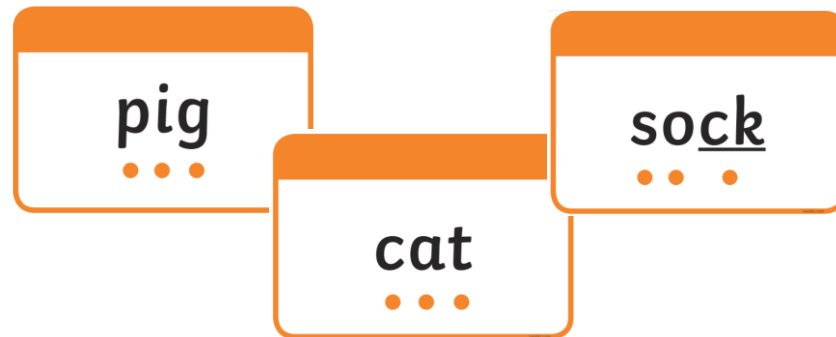

# Learning to Read

## Segmenting

Breaking a word into sounds in order to read or spell it.

## Blending

Putting the sounds together in order to read it.



# Phonics – Reading at Home

Your child will have:


- A termly Phonics book which is linked directly to the sounds being learnt in school.
- Homework tasks (purple book) will share the sounds which are being learnt in class.
- School reading books to share pictures, sounds and words that support articulating the phonemes and seeing them in words that can be identified and read.
- A Reading Diary – parents are encouraged to share their child's progress within reading at home inside the diary.
- Termly Common Exception Words to learn and children are encouraged to practise reading by sight at home.
- Opportunities to practise forming and writing different sounds.

# Learning Phonics

## Identifying sounds



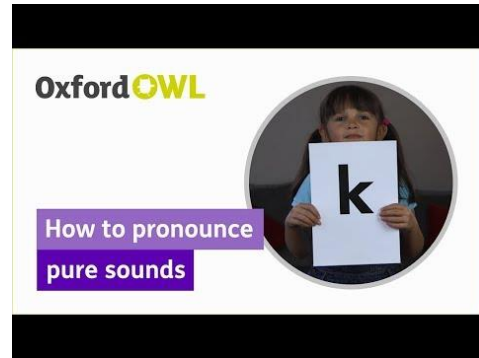
## Common Exception Words



Phonics Family  
2020



# Phonics - At Home



PhonicsPlay.co.uk



Letters and Sounds

